

Villa Obsidian

Guidebook

Essentials

Food delivery app: foodpanda



Shopping:

- Grocery: Tops at Central Samui
- Supermarket: 7-11, Tops Daily

Our favourite places and activities

Experience at the villa:

- Private chef
- In-house massage

Dine out locally at Choengmon beach:

- Pi Samui Beach Club and Restaurant
- Royal Muang Samui Villas beach restaurant

Food and night market

- Fisherman's village
- Central Samui

Night out at Chaweng beach

- ARKbar beach club
- Elephant beach club
- Chaweng beach road

Tours/Trips:

Angthong Marine National Park (1-day)

- Elephant Jungle Sanctuary (half-day)
- Koh Tao-Koh Nang Yaun (1-day)
- Full moon party at Koh Phangan (check the date)

You can contact us to arrange the tour.

Beaches: Choengmon, Silver Beach/Crystal bay, Coral cove, Tongson Beach, Lamai

Coffee machine



1. Place a coffee cup on the machine tray.
2. Turn on the machine. Wait until the cup light turns green.
3. Put the ground coffee in the filter and tab the coffee firmly.
4. Install the filter on to the machine and turn the filter handle toward yourself to lock it in place.
5. Push a cup button to start.
6. Once the coffee is at the level you'd like, push the cub button to stop.

Video instruction is on Villa Obsidian Youtube Channel

<https://www.youtube.com/watch?v=8MDvb0hQAcl>

How to use a safe box




A reset button

1. Reset: Open the safe door. Push a reset button on the safe door near the hinge.
2. Set the code: Close the door. Enter 4 digit and follow by * or #, or A or B.
3. Test the code: Enter your 4 digit and follow by * (or #), or A (or B) . Turn the knob clockwise to open the door.
4. If you enter the safe code incorrectly 3 times, the system will lock you out. Please wait 5 minutes before trying again or open the safe manually with the key.. Instruction is in the next page.

Note: If the door does not open with the correct code, the battery may run out Please inform the villa staff to change the battery.

Open a safe box manually



A safe key



Remove the logo piece to access the keyhole.



1. Take off the plastic logo piece in front of the safe
 2. Use the safe key attached to the room keycard to open it.
- Turn the key anti-clockwise. Then turn the safe knob clockwise to open.

Remote controls




1. For solar lights around the patio and swimming pool
2. For a solar light above swimming pool toilet door
3. For LED light of the outdoor pergola

Remote controls



- 4. For LG Smart TV
- 5. For AIS Playbox (cable tv)
- 6. For LG sound bar (Bluetooth speaker and subwoofer)

Air condition



Reduce/increase fan speed

7. For living room AC
8. For bedroom AC




Turn on/off blue light indicator on AC

AC optimal setting: Temperature between 19-23 deg C.

Setting temperature too low may result in ice forming in the system and reduce efficiency (The room does not get cool). If this happens, try turn off AC for 30 mins and then turn it back on with higher temperature.

How to connect LG smart tv to LG speaker and subwoofer




1. Turn on the TV and LG speaker
2. Press  setting button on the TV remote control.
3. Go to  All setting.
4. Go to Sound menu>Sound out>Use wireless speaker
5. Click  next to Bluetooth device
6. Find connectable devices.
7. Choose **LG_Speaker_SP8A** to connect.

How to turn on the jacuzzi and swimming pool star lights



1. One long press to turn on the light or the jacuzzi.
2. Two long presses to turn off the light or to stop the jacuzzi.

Follow us on



www.villaobsidian.com #villaobsidiansamui